



USET Area Seasonal Influenza Report

Report sent weekly on Wednesday

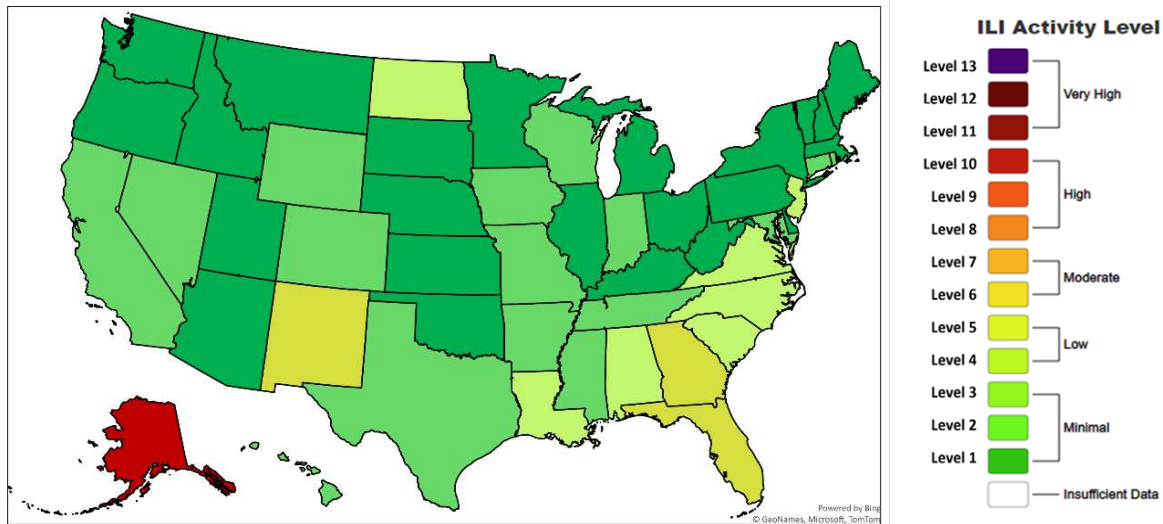
October 25, 2023

Morbidity & Mortality Weekly Report (MMWR) Week # 41 (10/08/2023 - 10/14/2023)

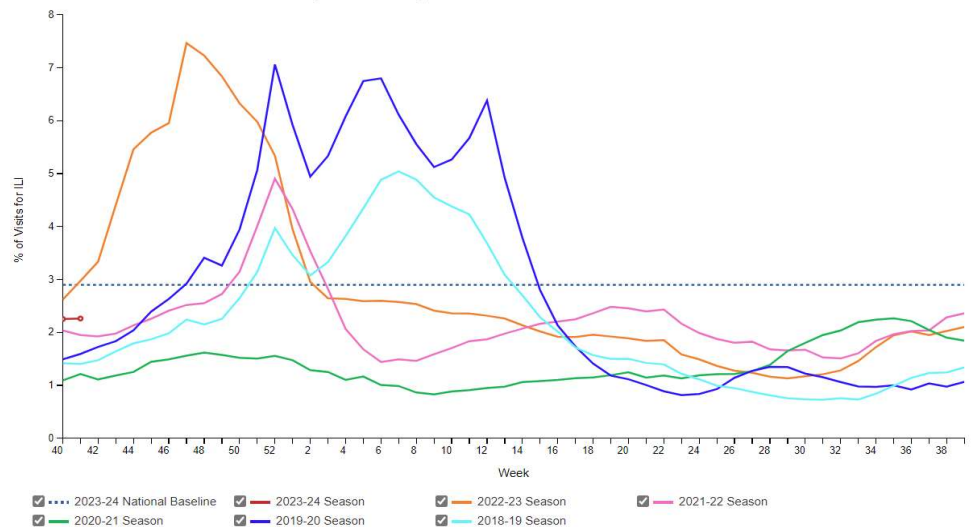
Difference in Influenza Activity

	MMWR # 41	Difference from MMWR # 40
Percentage of Influenza Positive Tests Reported to CDC :	1.34 %	0.28 % ↑
Weighted Percentage of Visits for Influenza Like Illness Reported by ILI Net:	2.26 %	0.01 % ↑
Number of New Influenza Hospital Admissions Reported to NHSN:	1,228	87 ↑
Percentage ILI Visits for National Indian Health Service (IHS):	0.80 %	0.00 % =
Percentage ILI Visits for IHS Nashville Area:	1.50 %	0.00 % =

Influenza Like Illness Activity Level by State & Season

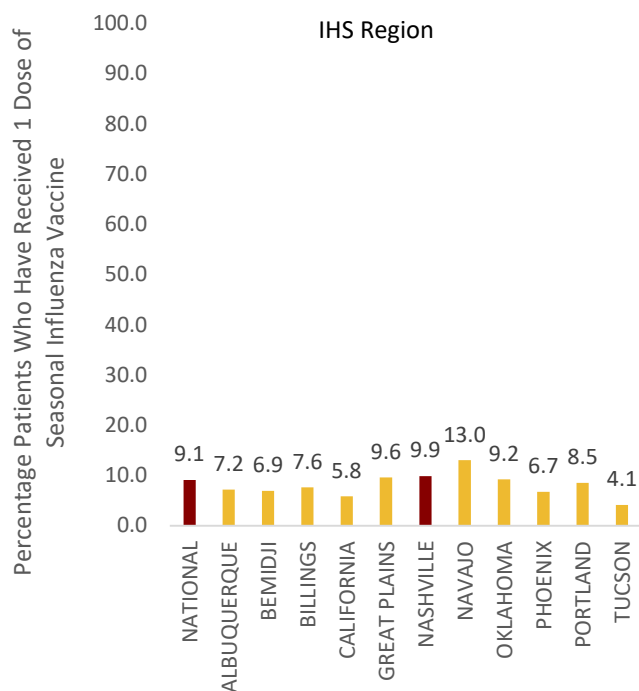


Percentage of Outpatient Visits for Respiratory Illness Reported by The U.S. Outpatient Influenza-like Illness Surveillance Network (ILINet), Weekly National Summary, 2023-24 Season and Selected Previous Seasons



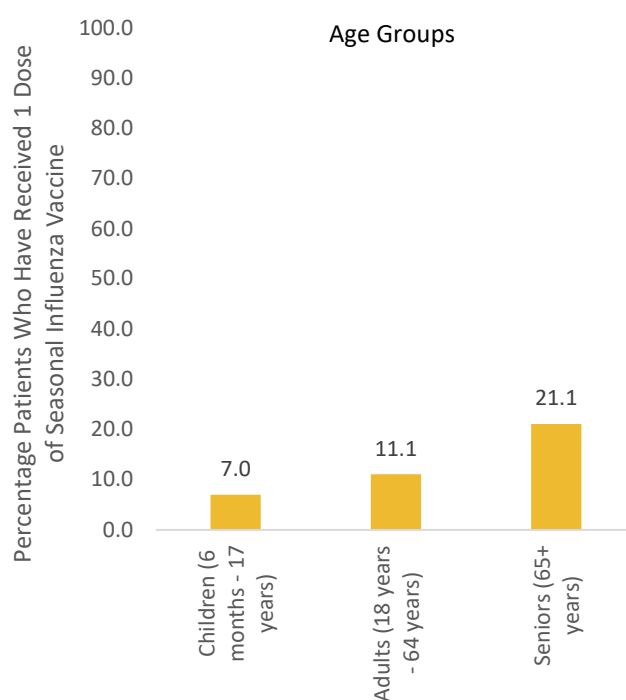
Data Source: <https://www.cdc.gov/flu/weekly/usmap.htm>

Seasonal Influenza Vaccination by IHS Region



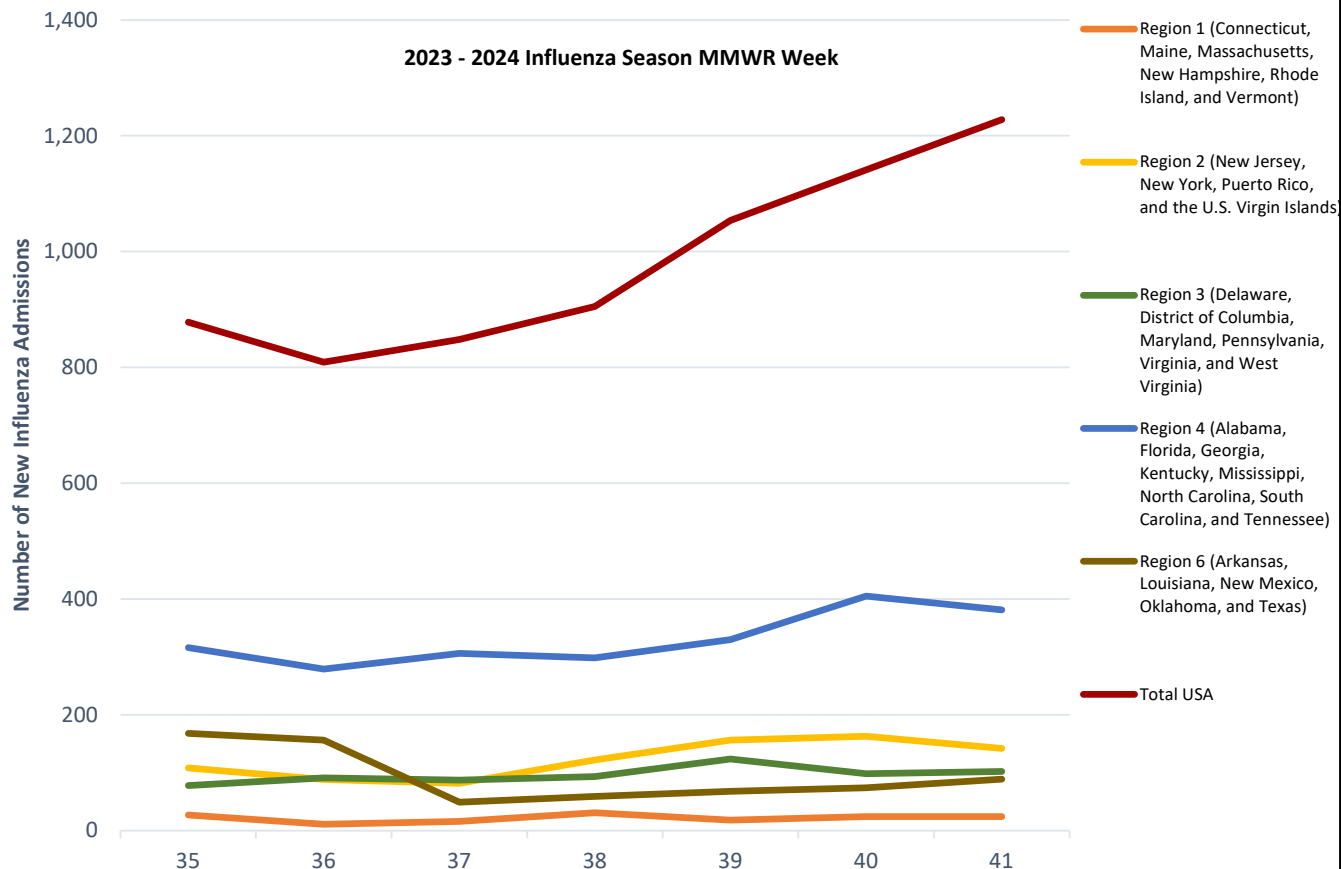
Data Source: IHS Weekly Influenza Report

Nashville Area Seasonal Influenza Vaccination by Age Group



Data Source: IHS Weekly Influenza Report

Number of New Hospital Admissions by HHS Protect Region



Data Source: <https://www.cdc.gov/flu/weekly/index.htm#HHSProtect>